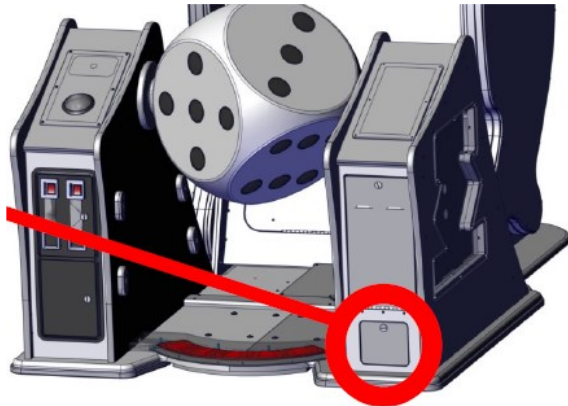
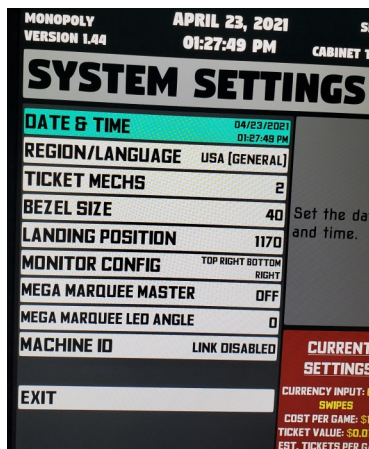
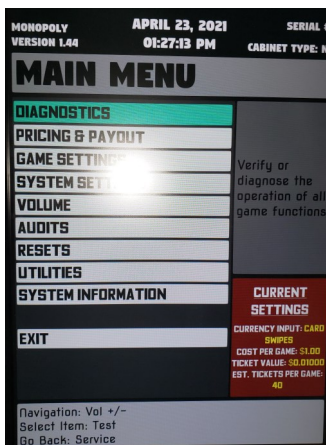


## Monopoly Roll N Go monitor rotation adjustment

Open the lower door located on the front of the game to access the programming buttons



Press and hold the test button for five seconds to enter the programming menu, then use the down button to navigate to system settings menu and press test.



Using the down button scroll down to monitor config, pressing test will display the available options to rotate the monitors. Use the up and down buttons to highlight the appropriate option and press test to select it. Please note to get the lower monitor to turn on you must exit the menu back to game mode.

