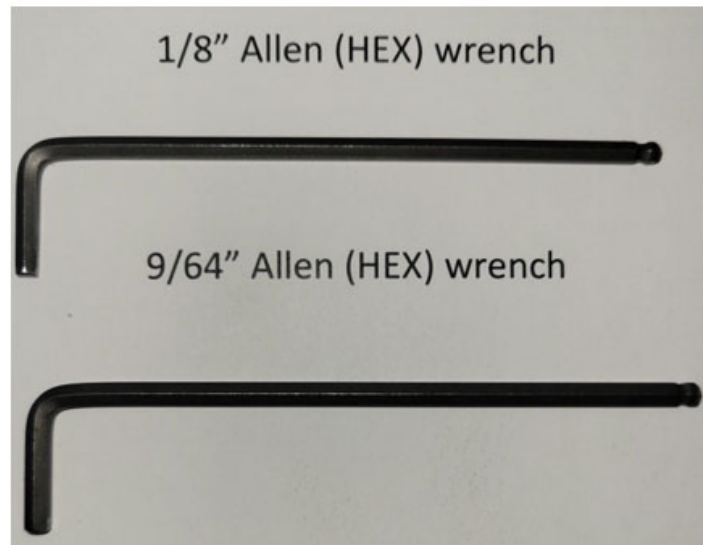



Motor Removal




Step 1

Using 1/8" Allen (HEX) wrench, loosen (do not remove) set screws located on "coupler" connected to the motor shaft.



Step 2

USING 9/64" Allen (HEX) wrench, remove (4) hex screws and set aside.



Step 3

Slide motor out of coupler and away from slide.

