

How to change a power mod fuse

- 1) access the power module assembly





- 2) unplug the power cord




- 3) using a small flat blade screw driver open the fuse access door



4) use a flat blade screw driver to remove the fuse cartridge.



5) replace the fuse with the correct fuse for your game.



Please note that other side of the fuse holder has a clip to complete the circuit there is no fuse installed on this side

