
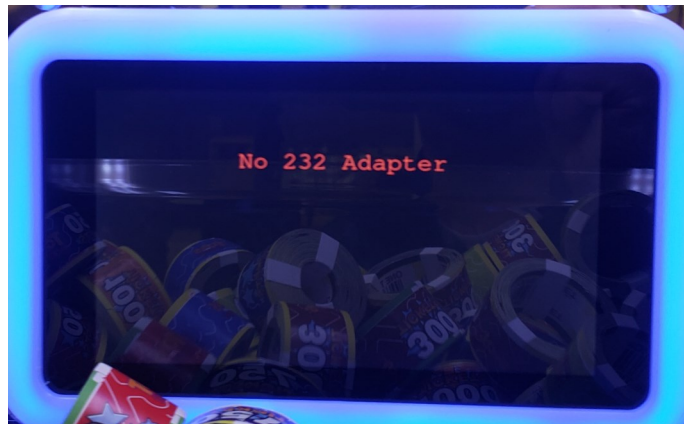


Tons of tickets antenna tune version 2.06

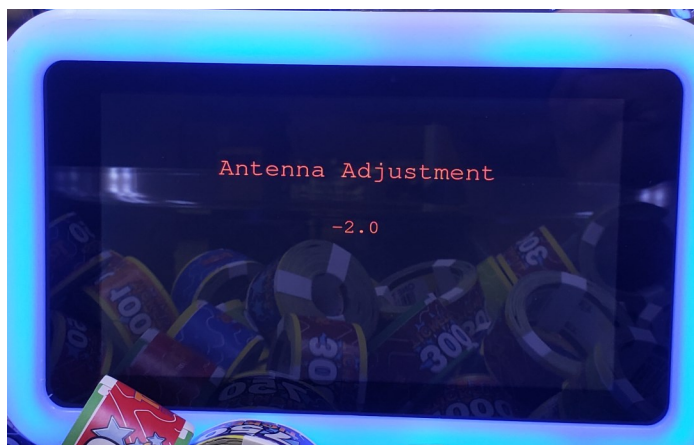
- 1) With the game powered on unplug the USB connection from the raspberry Pi.



- 2) the game screen will display "No 232 Adapter"



- 3) plug a USB keyboard into the raspberry PI and press the "t" key on the keyboard. The display on the game will change to the antenna adjustment screen.



- 4) using the up and down arrows adjust the value for the antenna adjustment, the range is between -3.25 to 5.25 . Once the desired value has been set press "t" on the keyboard to save and exit, unplug the USB keyboard and reconnect the USB connection to the main board.